

### CC-MEDIUM-6

Long travel/reach, spring loaded electrical connector for low power circuits. Versatile and rugged it is ideal for applications where the distance between the spring loaded side and contact land side may be variable or imprecise such as:

- Door/window/drawer closures
- Industrial/retail shelving
- Sliding systems

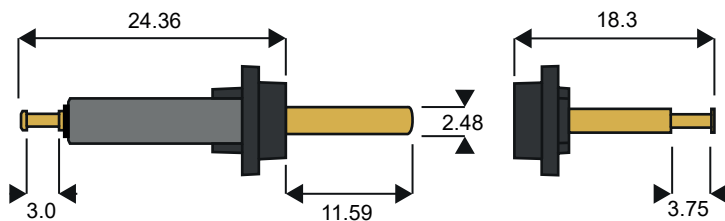

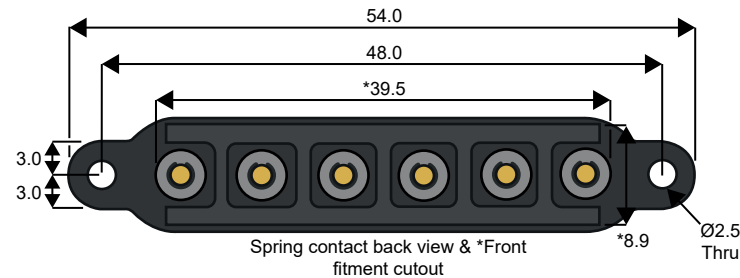

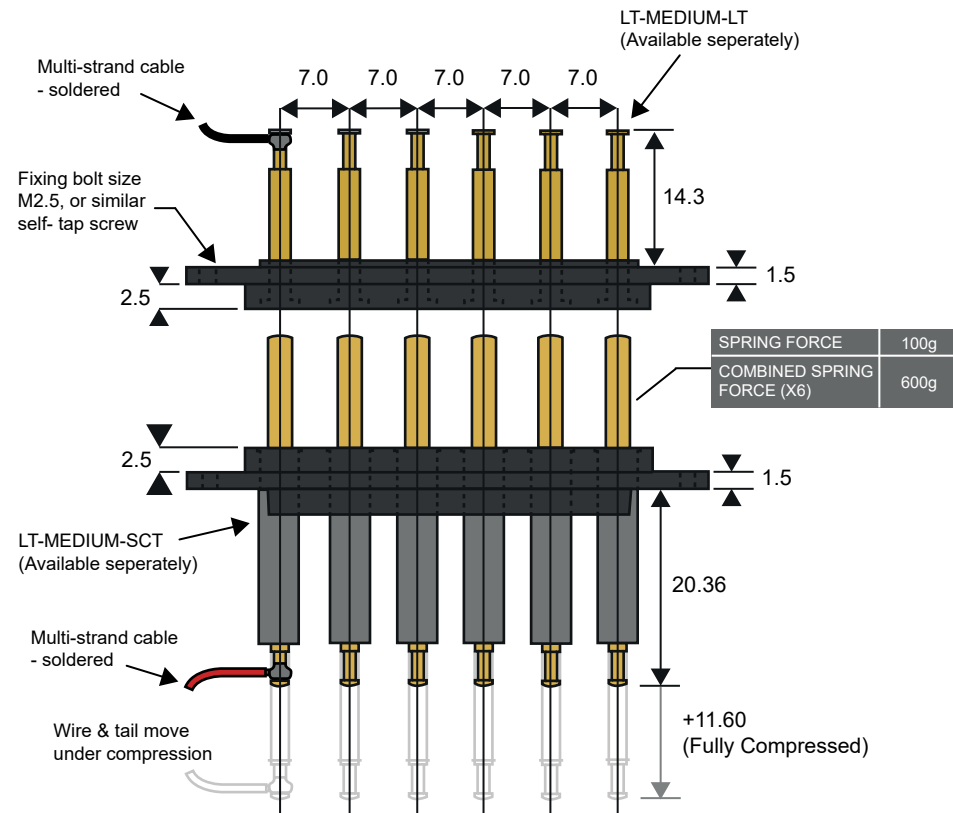


## Test Probes & Interfacing Components

Telephone: + 44 (0)1787 478678

sales@codasystems.co.uk

technical@codasystems.co.uk



PART NUMBERS CC-MEDIUM-6-SCT & CC-MEDIUM-6-LT			THE INFORMATION IN THIS DRAWING IS THE PROPERTY OF CODA SYSTEMS LTD. NOT TO BE COPIED OR DISCLOSED TO A THIRD PARTY WITHOUT THE PRIOR, WRITTEN CONSENT OF CODA SYSTEMS LTD.	
SIZE A4	PLASTIC TYPE POLYAMIDE PA66	VERSION D1	TOLERANCES Linear Tol.: X = ±0.2mm XX = ±0.10mm .XXX = ±0.025mm Angular Tol.: 1°	UNLESS OTHERWISE SPECIFIED 1. DIMENSIONS ARE IN MM 2. DIMENSIONAL LIMITS APPLY AFTER PLATING/COATING 3. REMOVE ALL BURRS AND BREAK EDGES .25 MAX 4. MACHINE FILLET RADIUS .25 MAX 5. MACHINED FLAT SURFACES FLAT WITHIN 0.08mm/mm 6. NON-MACHINED SURFACES FLAT WITHIN 0.025mm/mm 7. DIAMETERS ON COMMON CL TO BE CONCENTRIC WITHIN 0.13mm 8. PERPENDICULAR SURFACES TO BE SQUARE WITHIN .13mm/mm 9. PREFERENCE ( ) DIMENSIONS HAVE NO TOLERANCES
RoHS COMPLIANT <input checked="" type="checkbox"/>		ENGINEER G. DAVIS	CHECKED BY H.S.D	
DATE 25/04/23		DRAWN IN ACCORDANCE WITH ISO STANDARDS		