

SD-DATA-12
Spring loaded data array,
solder pot, cable connection.



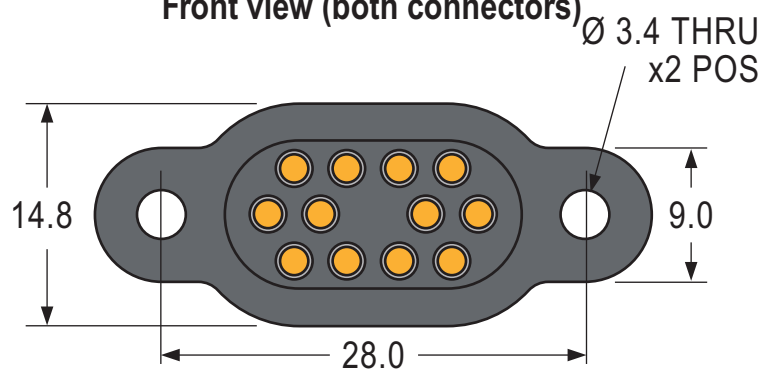
**Test Probes &
Interfacing Components**

Telephone: +44 (0)1787 478678

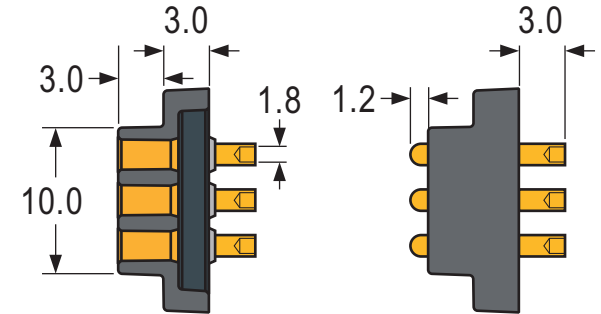
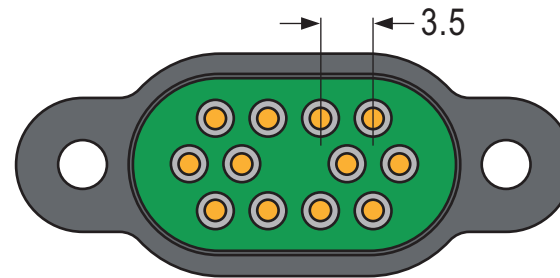
sales@coda-systems.co.uk

technical@coda-systems.co.uk

Front view (both connectors)



Back view (both connectors)

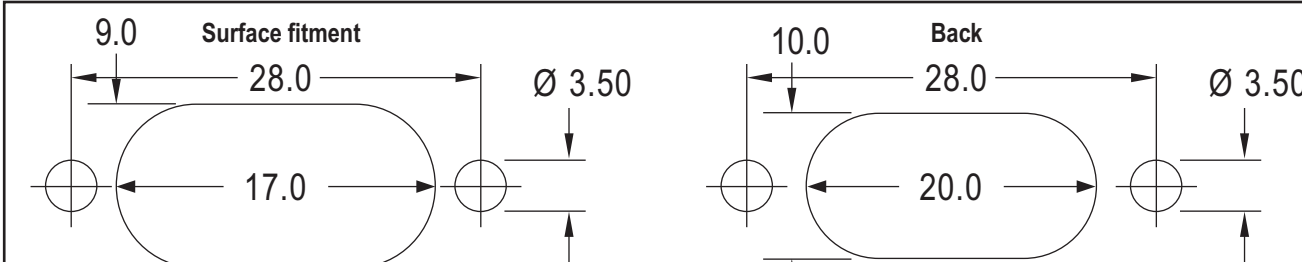


SD-DATA-12-L


SD-DATA-12-SCL

SPRING FORCE AT 2.0mm TRAVEL	45g
COMBINED SPRING FORCE (x12)	540g

Spring contact: PD14JLT-SP
Contact land: IPPS2R
Ideal compression: 2.0mm



Panel cut-out dimensions Bolt size: M3 Countersink stainless steel



PART NUMBER SD-DATA-12-SCL spring connector SD-DATA-12-L land connector		THE INFORMATION CONTAINED IN THIS DRAWING IS THE PROPERTY OF © CODA SYSTEMS LTD. NOT TO BE COPIED OR DISCLOSED TO A THIRD PARTY WITHOUT THE PRIOR, WRITTEN CONSENT OF CODA SYSTEMS LTD.	
SIZE A4	SCALE NTS	DRAWN IN ACCORDANCE WITH ISO STANDARDS	UNLESS OTHERWISE SPECIFIED 1. DIMENSIONS ARE IN MM 2. DIMENSIONAL LIMITS APPLY AFTER PLATING / COATING 3. REMOVE ALL BURRS AND BREAK EDGES .25 MAX 4. MACHINE FILLET RADIUS .25 MAX 5. MACHINED SURFACES FLAT WITHING 0.08 mm/mm 6. NON-MACHINED SURFACES FLAT WITHIN 0.25 mm/mm 7. DIAMETERS ON COMMON CL TO BE CONCENTRIC WITHIN 0.13 8. PERPENDICULAR SURFACES TO BE SQUARE WITHIN .13 mm/mm 9. REFERENCE () DIMENSIONS HAVE NO TOLERANCES
PLASTIC TYPE Polyamide PA66		DATE 03/11/21	
RoHS Compliant? <input checked="" type="checkbox"/>		VERSION A0	