

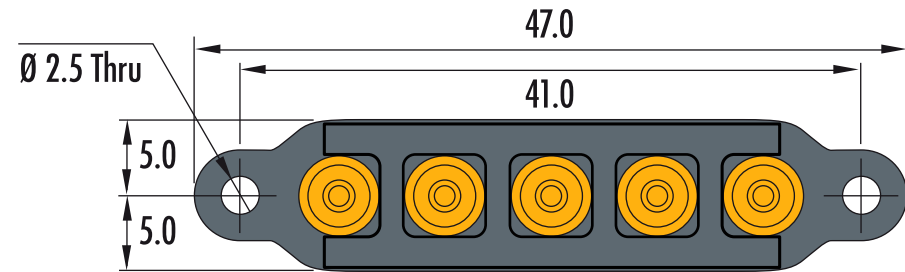
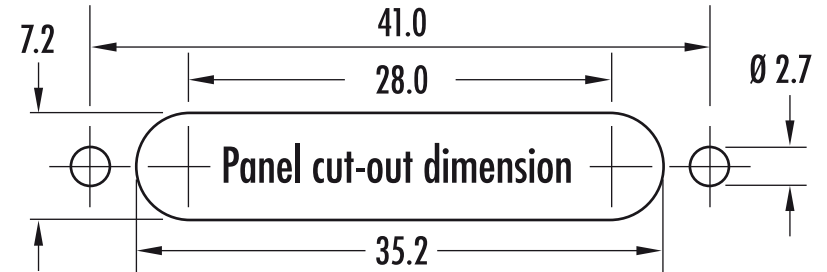
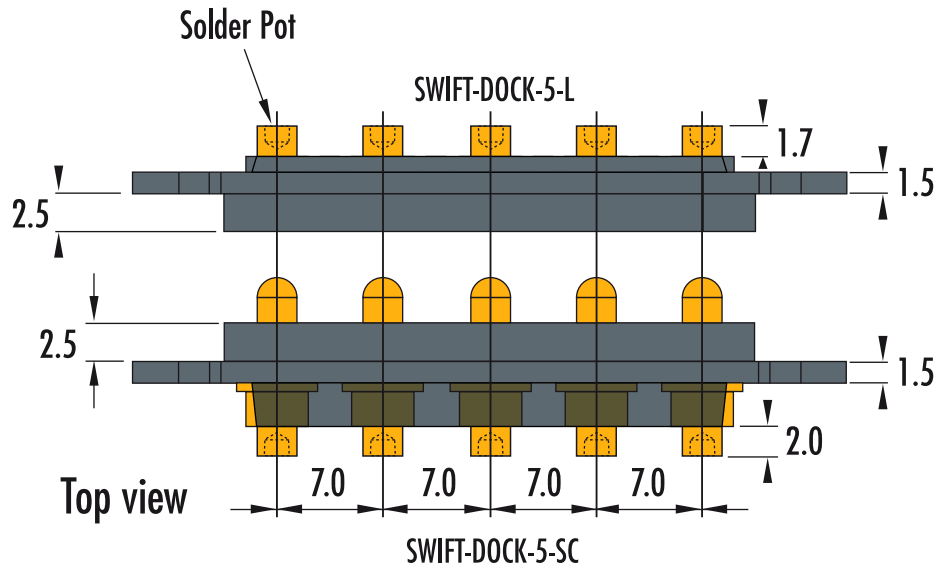


SWIFT-DOCK-5
Spring loaded interface
array, solder pot, hard wire
or direct PCB mounting.



**Test Probes &
Interfacing Components**

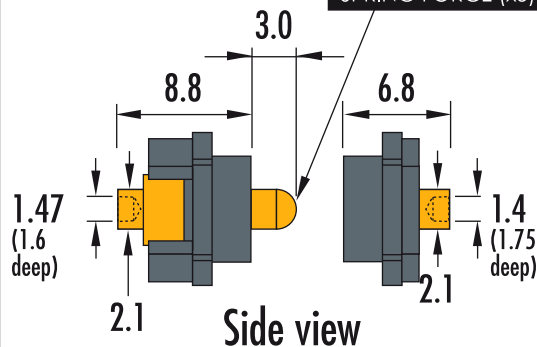
Telephone: +44 (0)1787 478678 | sales@coda-systems.co.uk | technical@coda-systems.co.uk | Fax: +44 (0)1787 274194



Spring contact back view

SPRING FORCE	120g
COMBINED SPRING FORCE (x5)	600g

Spring contact: PD11JST-SP
Contact land: IPP2S
Ideal compression of PD11: 2mm



PART NUMBER		SWIFT-DOCK-5-L & SWIFT-DOCK-5-SC		REGISTERED COMMUNITY DESIGN REGISTRATION NUMBER 002 124 362-0003		THE INFORMATION CONTAINED IN THIS DRAWING IS THE PROPERTY OF © CODA SYSTEMS LTD. NOT TO BE COPIED OR DISCLOSED TO A THIRD PARTY WITHOUT THE PRIOR, WRITTEN CONSENT OF CODA SYSTEMS LTD.	
SIZE	SCALE	PLASTIC TYPE		VERSION		TOLERANCES	
A4	2:1	POLYAMIDE PA66		D3		LINEAR .x = ± 0.2mm .xx = ± 0.10mm .xxx = ± 0.025mm SURFACE ANGULAR ± 1°	
RoHS Compliant?				<input checked="" type="checkbox"/>			
ENGINEER		CHECKED BY		DATE		DRAWN IN ACCORDANCE WITH ISO STANDARDS	
K. PERRY		H. DAVIS		05/04/19		UNLESS OTHERWISE SPECIFIED 1. DIMENSIONS ARE IN MM 2. DIMENSIONAL LIMITS APPLY AFTER PLATING / COATING 3. REMOVE ALL BURRS AND BREAK EDGES .25 MAX 4. MACHINE FILLET RADIUS .25 MAX 5. MACHINED SURFACES FLAT WITHIN 0.08 mm/mm 6. NON-MACHINED SURFACES FLAT WITHIN 0.25 mm/mm 7. DIAMETERS ON COMMON CL TO BE CONCENTRIC WITHIN 0.13 8. PERPENDICULAR SURFACES TO BE SQUARE WITHIN .13 mm/mm 9. REFERENCE () DIMENSIONS HAVE NO TOLERANCES	