



SD-POWER-5
Spring loaded interface
array, high current, hard
wire connection.

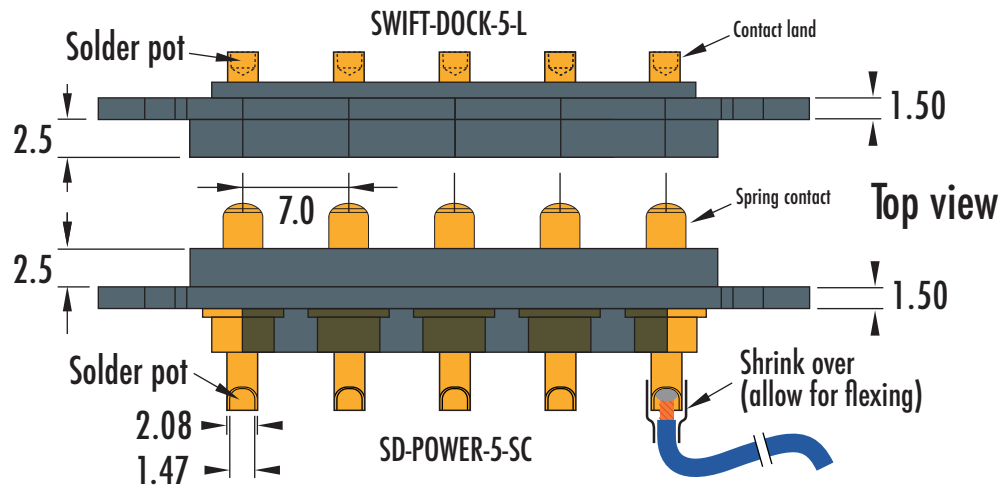


**Test Probes &
Interfacing Components**

Telephone: +44 (0)1787 478678

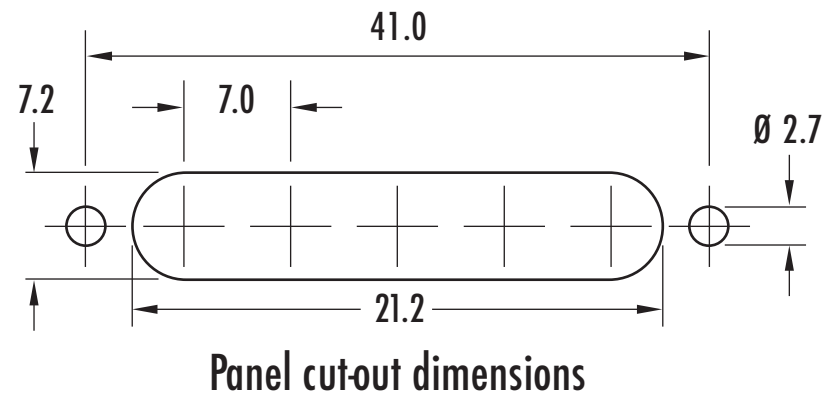
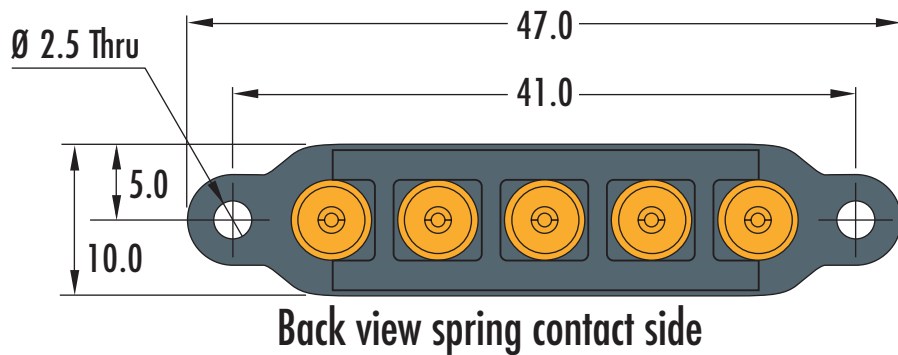
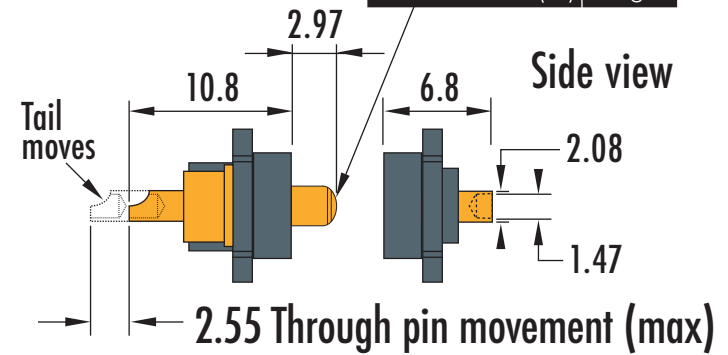
sales@coda-systems.co.uk

technical@coda-systems.co.uk



Spring contact: HD-PD11JXT-SP
Contact land: IPP2S

SPRING FORCE	170g
COMBINED SPRING FORCE (x2)	850g



PART NUMBERS			SD-POWER-5-SC & SWIFT-DOCK-5-L		THE INFORMATION CONTAINED IN THIS DRAWING IS THE PROPERTY OF © CODA SYSTEMS LTD. NOT TO BE COPIED OR DISCLOSED TO A THIRD PARTY WITHOUT THE PRIOR, WRITTEN CONSENT OF CODA SYSTEMS LTD.	
SIZE	SCALE	PLASTIC TYPE	TOLERANCES		UNLESS OTHERWISE SPECIFIED 1. DIMENSIONS ARE IN MM 2. DIMENSIONAL LIMITS APPLY AFTER PLATING / COATING 3. REMOVE ALL BURRS AND BREAK EDGES .25 MAX 4. MACHINE FILLET RADIUS .25 MAX 5. MACHINED SURFACES FLAT WITHIN 0.08 mm/mm 6. NON-MACHINED SURFACES FLAT WITHIN 0.25 mm/mm 7. DIAMETERS ON COMMON CL TO BE CONCENTRIC WITHIN 0.13 8. PERPENDICULAR SURFACES TO BE SQUARE WITHIN .13 mm/mm 9. REFERENCE () DIMENSIONS HAVE NO TOLERANCES	
A4	2:1	POLYAMIDE PA66	LINEAR .x = ±0.2mm .xx = ±0.10mm .xxx = ±0.025mm SURFACE ANGULAR ± 1°			
RoHS Compliant?			✓			
ENGINEER	VERSION	CHECKED BY	DATE	DRAWN IN ACCORDANCE WITH ISO STANDARDS		
KJP	D3	H. DAVIS	12/06/20			