



SD-MINI-5PC

Spring loaded Interface array, with PCB & connector

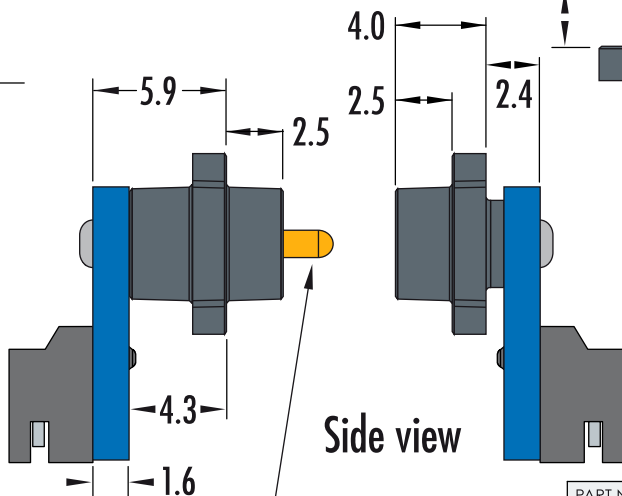
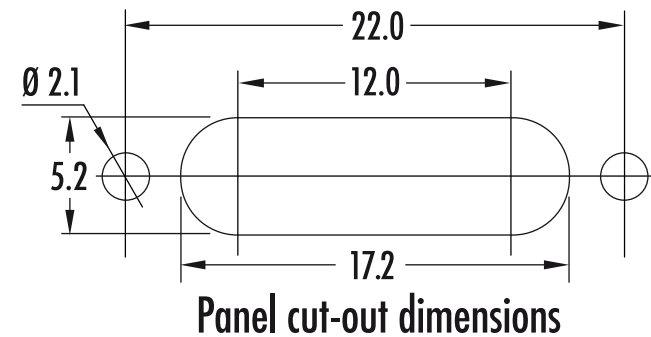
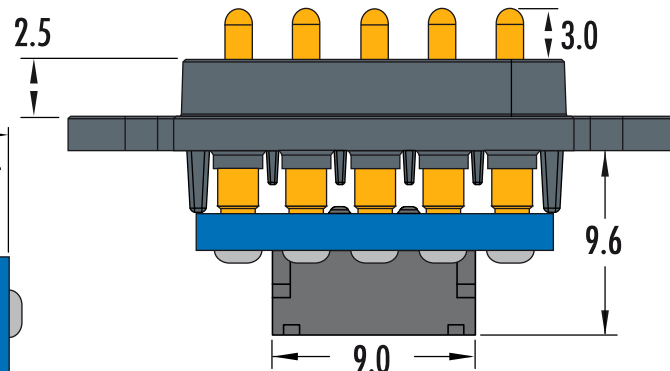
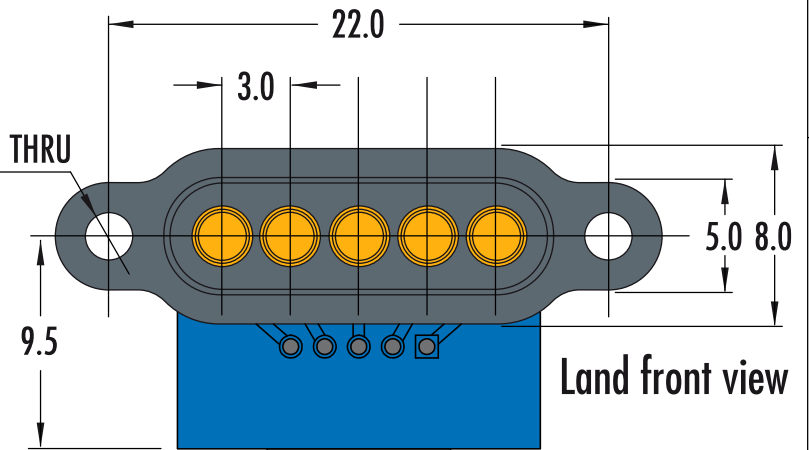
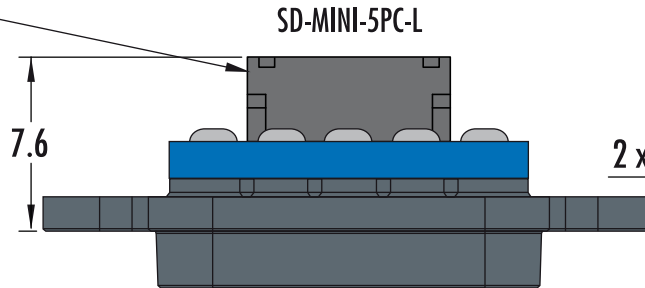


Test Probes & Interfacing Components

Telephone: +44 (0)1787 478678 | sales@codasystems.co.uk | technical@codasystems.co.uk | Fax: +44 (0)1787 274194

CONNECTOR TYPE	JST: S5B-ZR
REQUIRED PLUG	JST: ZHR5

Spring contact: PD14JST-SP
Contact land: IPPS2S



SPRING FORCE AT 1.3mm TRAVEL	100g
COMBINED SPRING FORCE (x5)	500g

PART NUMBER		SD-MINI-5PC-L SD-MINI-5PC-SC		REGISTERED COMMUNITY DESIGN REGISTRATION NUMBER 002 124 362-0001		THE INFORMATION CONTAINED IN THIS DRAWING IS THE PROPERTY OF © CODA SYSTEMS LTD. NOT TO BE COPIED OR DISCLOSED TO A THIRD PARTY WITHOUT THE PRIOR, WRITTEN CONSENT OF CODA SYSTEMS LTD.	
SIZE	SCALE	PLASTIC TYPE		TOLERANCES		UNLESS OTHERWISE SPECIFIED 1. DIMENSIONS ARE IN MM 2. DIMENSIONAL LIMITS APPLY AFTER PLATING / COATING 3. REMOVE ALL BURRS AND BREAK EDGES .25 MAX 4. MACHINE FILLET RADIUS .25 MAX 5. MACHINED SURFACES FLAT WITHIN 0.08 mm/mm 6. NON-MACHINED SURFACES FLAT WITHIN 0.25 mm/mm 7. DIAMETERS ON COMMON CL TO BE CONCENTRIC WITHIN 0.13 8. PERPENDICULAR SURFACES TO BE SQUARE WITHIN .13 mm/mm 9. REFERENCE () DIMENSIONS HAVE NO TOLERANCES	
A4	3:1	POLYAMIDE PA66		LINEAR .x = ± 0.2mm .xx = ± 0.10mm .xxx = ± 0.025mm SURFACE ANGULAR ± 1°			
RoHS Compliant?				<input checked="" type="checkbox"/>			
ENGINEER	VERSION	CHECKED BY	DATE	DRAWN IN ACCORDANCE WITH ANSI STANDARDS			
K. PERRY	D2	H. DAVIS	05/04/19				