



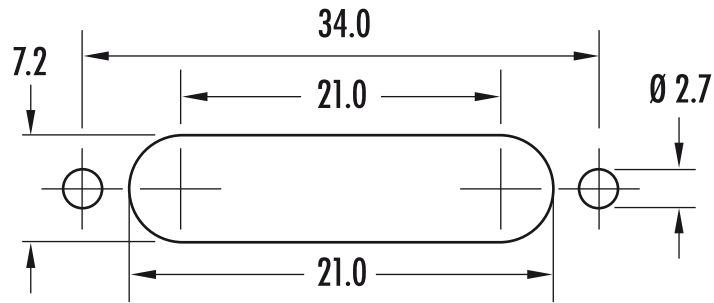
SWIFT-DOCK-4PC

Spring loaded interface
PCB & connector



Test Probes & Interfacing Components

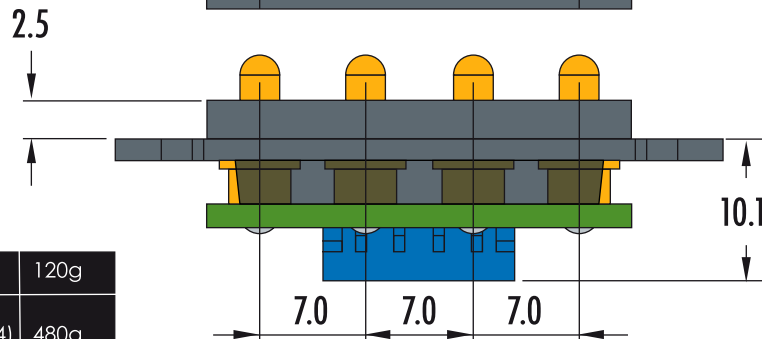
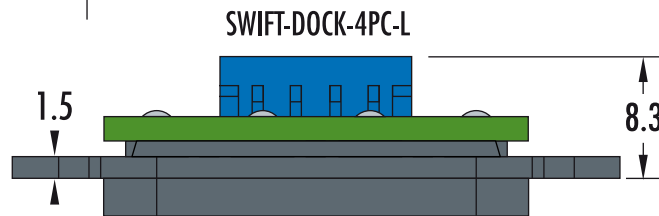
Telephone: +44 (0)1787 478678 | sales@coda-systems.co.uk | technical@coda-systems.co.uk | Fax: +44 (0)1787 274194



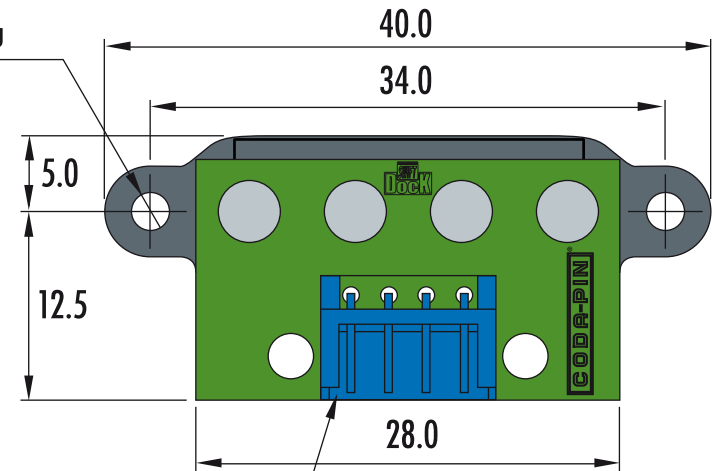
Panel cut-out dimensions

Spring contact: PD11JST-SP
Contact land: IPP2S
Ideal compression of PD11: 2mm

Top view



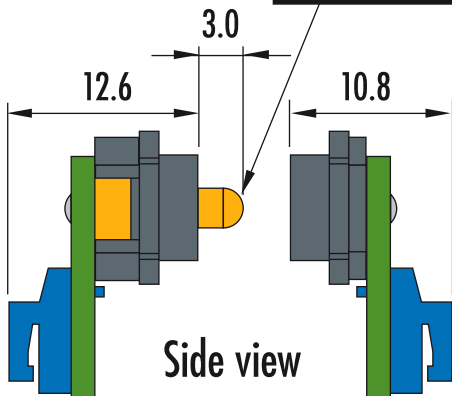
SWIFT-DOCK-4PC-SC



Back view (either side)

CONNECTOR TYPE	JST: S4B-EH
REQUIRED PLUG	JST: EHR4

SPRING FORCE	120g
COMBINED SPRING FORCE (x4)	480g



Side view

PART NUMBER SWIFT-DOCK-4PC-L & SWIFT-DOCK-4PC-SC		REGISTERED COMMUNITY DESIGN REGISTRATION NUMBER 002 124 362-0002		THE INFORMATION CONTAINED IN THIS DRAWING IS THE PROPERTY OF © CODA SYSTEMS LTD. NOT TO BE COPIED OR DISCLOSED TO A THIRD PARTY WITHOUT THE PRIOR, WRITTEN CONSENT OF CODA SYSTEMS LTD.	
SIZE A4	SCALE 2:1	PLASTIC TYPE POLYAMIDE PA66		VERSION D3	UNLESS OTHERWISE SPECIFIED 1. DIMENSIONS ARE IN MM 2. DIMENSIONAL LIMITS APPLY AFTER PLATING / COATING 3. REMOVE ALL BURRS AND BREAK EDGES .25 MAX 4. MACHINE FILLET RADIUS .25 MAX 5. MACHINED SURFACES FLAT WITHIN 0.08 mm/mm 6. NON-MACHINED SURFACES FLAT WITHIN 0.25 mm/mm 7. DIAMETERS ON COMMON CL TO BE CONCENTRIC WITHIN 0.13 8. PERPENDICULAR SURFACES TO BE SQUARE WITHIN .13 mm/mm 9. REFERENCE () DIMENSIONS HAVE NO TOLERANCES
RoHS Compliant? <input checked="" type="checkbox"/>				TOLERANCES .x = ± 0.2mm .xx = ± 0.10mm .xxx = ± 0.025mm SURFACE ANGULAR ± 1°	
ENGINEER K. PERRY		CHECKED BY H. DAVIS		DATE 05/04/19	DRAWN IN ACCORDANCE WITH ISO STANDARDS