

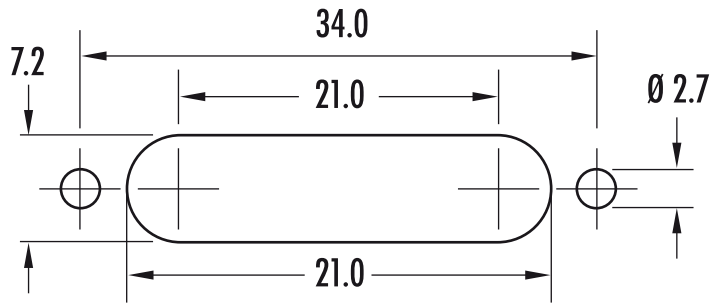


SWIFT-DOCK-4P
Spring loaded interface
array, PCB, hard wire



**Test Probes &
Interfacing Components**

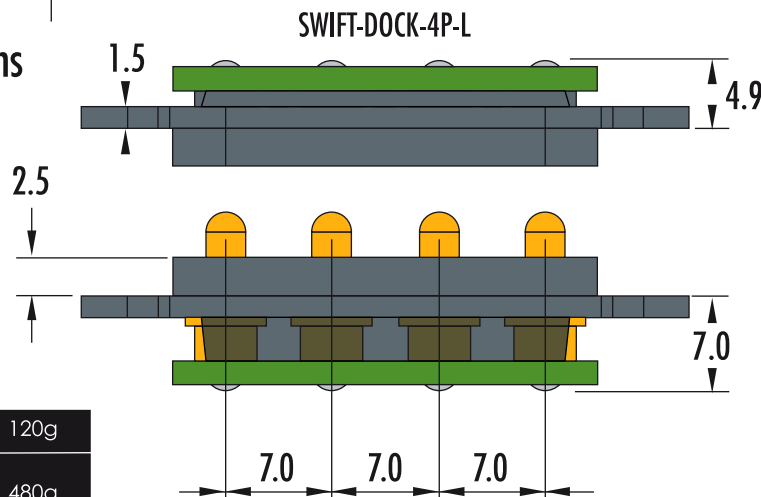
Telephone: +44 (0)1787 478678 | sales@coda-systems.co.uk | technical@coda-systems.co.uk | Fax: +44 (0)1787 274194



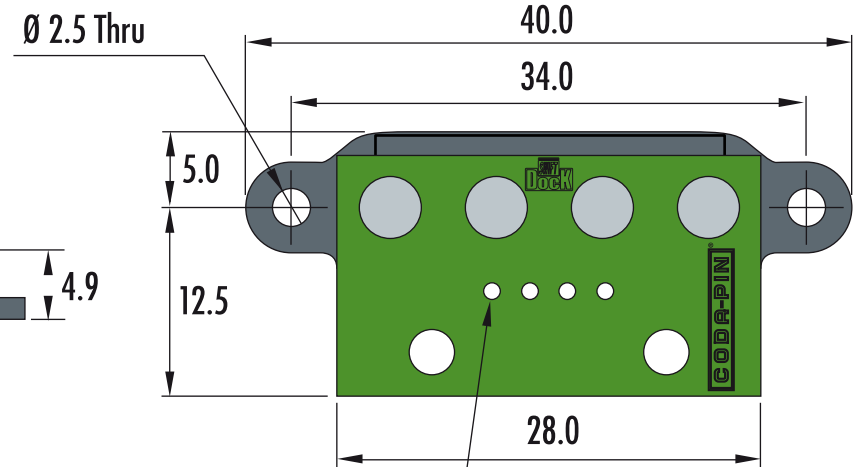
Panel cut-out dimensions

Spring contact: PD11JST-SP
Contact land: IPP2S
Ideal compression of PD11: 2mm

Top view



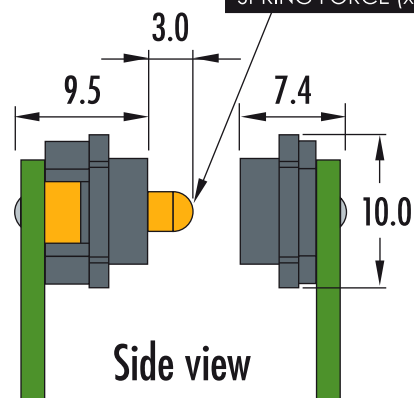
SWIFT-DOCK-4P-SC



Back view (either side)

WIRE SIZE (MAX) 0.9mm through hole	Equipment wire 16/0.2 3amps 7/0.25 1amp
--	---

SPRING FORCE	120g
COMBINED SPRING FORCE (x4)	480g



Side view

PART NUMBER SWIFT-DOCK-4P-L & SWIFT-DOCK-4P-SC		REGISTERED COMMUNITY DESIGN REGISTRATION NUMBER 002 124 362-0002	THE INFORMATION CONTAINED IN THIS DRAWING IS THE PROPERTY OF © CODA SYSTEMS LTD. NOT TO BE COPIED OR DISCLOSED TO A THIRD PARTY WITHOUT THE PRIOR, WRITTEN CONSENT OF CODA SYSTEMS LTD.	
SIZE A4	SCALE 2:1	PLASTIC TYPE POLYAMIDE PA66	VERSION D3	TOLERANCES LINEAR .x = ± 0.2mm .xx = ± 0.10mm .xxx = ± 0.025mm SURFACE ANGULAR ± 1°
RoHS Compliant? <input checked="" type="checkbox"/>			UNLESS OTHERWISE SPECIFIED 1. DIMENSIONS ARE IN MM 2. DIMENSIONAL LIMITS APPLY AFTER PLATING / COATING 3. REMOVE ALL BURRS AND BREAK EDGES .25 MAX 4. MACHINE FILLET RADIUS .25 MAX 5. MACHINED SURFACES FLAT WITHIN 0.08 mm/mm 6. NON-MACHINED SURFACES FLAT WITHIN 0.25 mm/mm 7. DIAMETERS ON COMMON CL TO BE CONCENTRIC WITHIN 0.13 8. PERPENDICULAR SURFACES TO BE SQUARE WITHIN .13 mm/mm 9. REFERENCE () DIMENSIONS HAVE NO TOLERANCES	
ENGINEER K. PERRY	CHECKED BY H. DAVIS	DATE 05/04/19	DRAWN IN ACCORDANCE WITH ISO STANDARDS	