

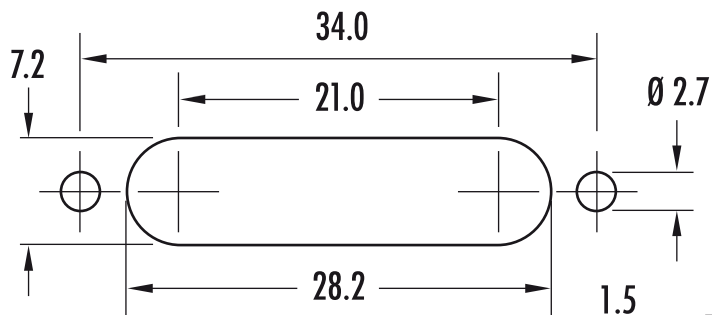


SWIFT-DOCK-4
Spring loaded interface
array, solder pot, hard wire
or direct PCB mounting.

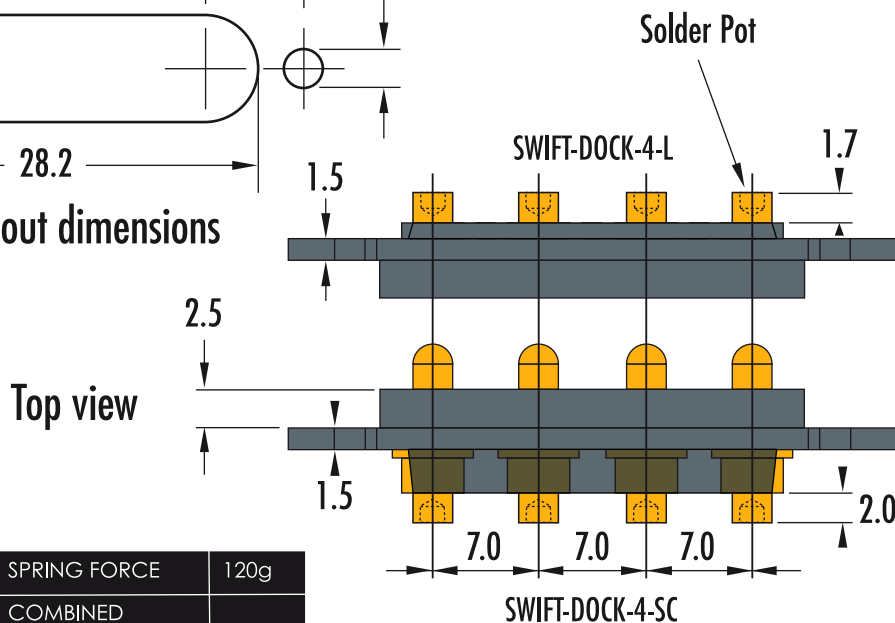


**Test Probes &
Interfacing Components**

Telephone: +44 (0)1787 478678 | sales@coda-systems.co.uk | technical@coda-systems.co.uk

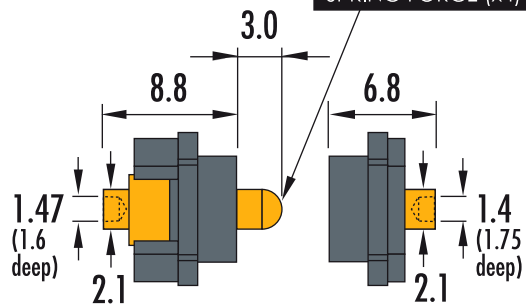


Panel cut-out dimensions

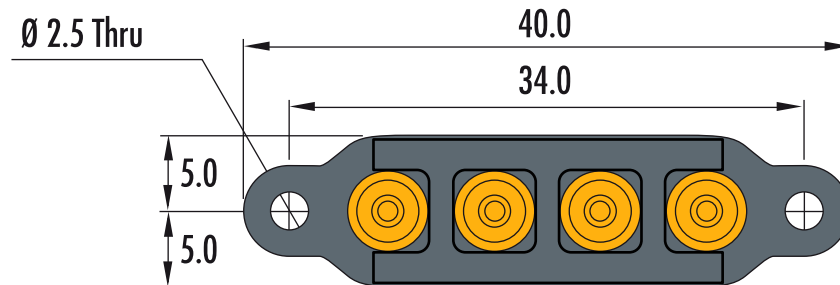


Top view

SPRING FORCE	120g
COMBINED SPRING FORCE (x4)	480g



Side view



Spring contact
Back view

Spring contact: PD11JST-SP
Contact land: IPP2S
Ideal compression of PD11: 2mm

PART NUMBERS		SWIFT-DOCK-4-L & SWIFT-DOCK-4-SC		REGISTERED COMMUNITY DESIGN REGISTRATION NUMBER EU: 002 124 362-0002 UK: 90021243620002		THE INFORMATION CONTAINED IN THIS DRAWING IS THE PROPERTY OF © CODA SYSTEMS LTD. NOT TO BE COPIED OR DISCLOSED TO A THIRD PARTY WITHOUT THE PRIOR, WRITTEN CONSENT OF CODA SYSTEMS LTD.	
SIZE	SCALE	PLASTIC TYPE		VERSION		TOLERANCES	
A4	2:1	POLYAMIDE PA66		D3		LINEAR .x = ±0.2mm .xx = ±0.10mm .xxx = ±0.025mm SURFACE ANGULAR ± 1°	
RoHS Compliant? <input checked="" type="checkbox"/>				UNLESS OTHERWISE SPECIFIED 1. DIMENSIONS ARE IN MM 2. DIMENSIONAL LIMITS APPLY AFTER PLATING / COATING 3. REMOVE ALL BURRS AND BREAK EDGES .25 MAX 4. MACHINE FILLET RADIUS .25 MAX 5. MACHINED SURFACES FLAT WITHIN 0.08 mm/mm 6. NON-MACHINED SURFACES FLAT WITHIN 0.25 mm/mm 7. DIAMETERS ON COMMON CL TO BE CONCENTRIC WITHIN 0.13 8. PERPENDICULAR SURFACES TO BE SQUARE WITHIN .13 mm/mm 9. REFERENCE () DIMENSIONS HAVE NO TOLERANCES			
ENGINEER K. PERRY		CHECKED BY H. DAVIS		DATE 05/04/19		DRAWN IN ACCORDANCE WITH ISO STANDARDS	