

Contact land, press fitment

IPP2-6

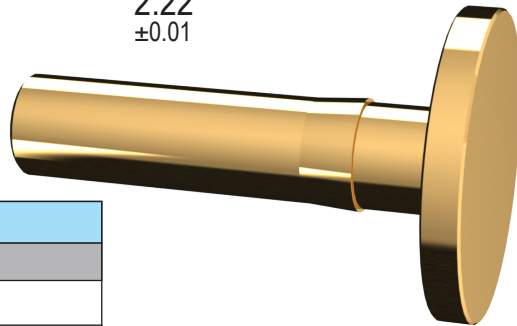
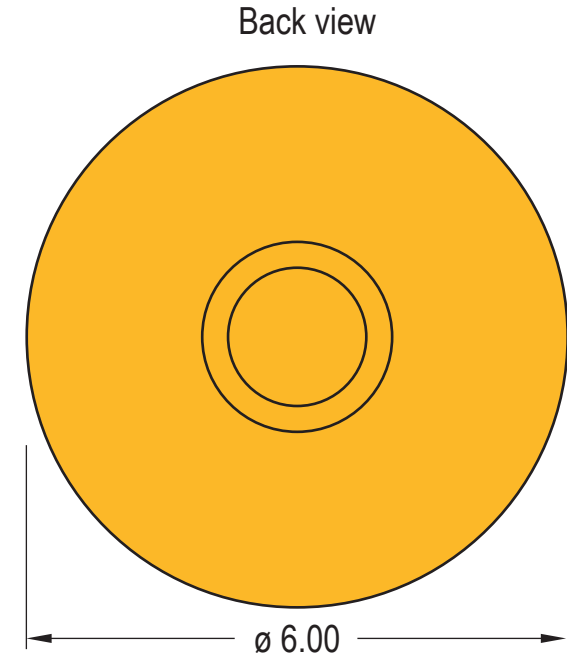
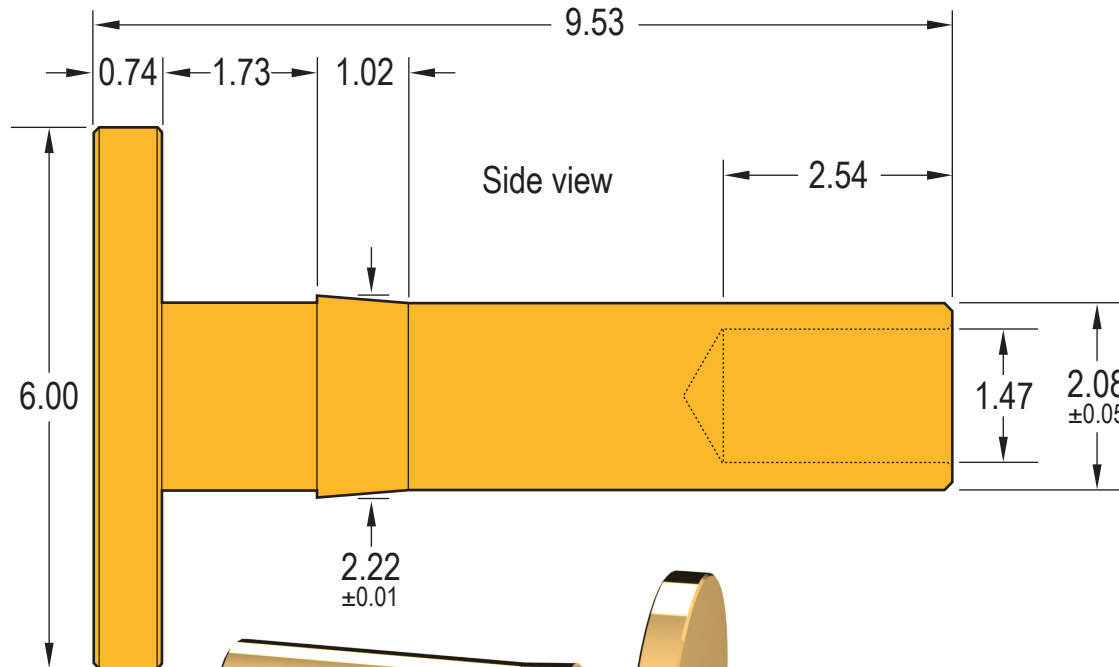


Test Probes & Interfacing Components

Telephone: +44 (0)1787 478678

sales@coda-systems.co.uk

technical@coda-systems.co.uk



Specifications

Materials

Brass CZ121

Plating

E-less Ni 3 - 5 μ / Au(H) 0.25 - 0.5 μ

Installation

- Press fitment or over moulding.
- Solder pot or solder in termination.
- Drill hole size; 2.15mm
- Panel thickness; 3-7mm

PART NUMBER

IPP2-6

THE INFORMATION CONTAINED IN THIS DRAWING IS THE PROPERTY OF © CODA SYSTEMS LTD. NOT TO BE COPIED OR DISCLOSED TO A THIRD PARTY WITHOUT THE PRIOR, WRITTEN CONSENT OF CODA SYSTEMS LTD.

SIZE

A4

SCALE

NTS

DRAWN IN ACCORDANCE WITH ISO STANDARDS

RoHS Compliant?



UNLESS OTHERWISE SPECIFIED

1. DIMENSIONS ARE IN MM
2. DIMENSIONAL LIMITS APPLY AFTER PLATING / COATING
3. REMOVE ALL BURRS AND BREAK EDGES .25 MAX
4. MACHINE FILLET RADIUS .25 MAX
5. MACHINED SURFACES FLAT WITHIN 0.08 mm/mm
6. NON-MACHINED SURFACES FLAT WITHIN 0.25 mm/mm
7. DIAMETERS ON COMMON CL TO BE CONCENTRIC WITHIN 0.13
8. PERPENDICULAR SURFACES TO BE SQUARE WITHIN .13 mm/mm
9. REFERENCE () DIMENSIONS HAVE NO TOLERANCES